



1934

Mechanical Drawing and Design (1st Year): Technical School Examinations 1934

Department of Education: Technical Instruction Branch

Follow this and additional works at: <http://arrow.dit.ie/techexam>

 Part of the [Education Commons](#)

Recommended Citation

Department of Education: Technical Instruction Branch, "Mechanical Drawing and Design (1st Year): Technical School Examinations 1934" (1934). *Technical Schools:Examination Papers*. 144.
<http://arrow.dit.ie/techexam/144>

This Other is brought to you for free and open access by the City of Dublin Technical Schools at ARROW@DIT. It has been accepted for inclusion in Technical Schools:Examination Papers by an authorized administrator of ARROW@DIT. For more information, please contact yvonne.desmond@dit.ie, arrow.admin@dit.ie, brian.widdis@dit.ie.



COURSES IN ART.

(96)

AN ROINN OIDEACHAIS.

(Department of Education.)

BRAINSE AN CHEÁRD-OIDEACHAIS.

(Technical Instruction Branch.)

TECHNICAL SCHOOL EXAMINATIONS.

1934.

MECHANICAL DRAWING AND DESIGN.

(First Year.)

Monday, May 14th—7 to 9.30 p.m.

Examiner—J. GOLDEN, ESQ.

Co-Examiner—P. O'SULLIVAN, ESQ., A.R.C.A., (Lond.).

GENERAL INSTRUCTIONS.

You are carefully to enter on the Drawing Paper and Envelope supplied your Examination Number and the subject of examination, but you are not to write your name on either. No credit will be given for any Drawing Paper upon which your name is written, or upon which your Examination Number is not written.

You must not have with you any book, notes, or scribbling-paper.

You must not, under any circumstances whatever, speak to, or communicate with another candidate; and no explanation of the subject of the examination may be asked for or given.

You must remain seated until your drawing-paper has been taken up, and then leave the examination-room quietly. You will not be permitted to leave before the expiration of twenty minutes from the commencement of the examination, and will not be re-admitted after having once left the room.

If you break any of these rules, or use any unfair means, you are liable to be dismissed from the examination, and your examination may be cancelled by the Department.

Two hours and a half are allowed for this paper. Worked exercises, unless previously given un. will be collected at 9.30 p.m.

INSTRUCTIONS.

Read the General Instructions on page 1.

All construction-lines must be shown. Accuracy and neatness are essential.

Careless work, or work done with soft or blunt pencils, will receive little credit.

The numbers of the questions selected must be distinctly marked by the side of the drawings.

Not more than two questions may be attempted: one from Section A. and one from Section B.

SECTION A.

Only one question may be attempted from this Section.

1. Draw with instruments to the given dimension the diaper pattern, part of which is shown in Fig. 1. Complete at least two repeats in black or colour.

2. According to the dimensions shown set out geometrically the construction lines necessary for drawing Fig. 2 which represents portion of a border. All measurements must be in proportion and at least one repeat finished in black or colour.

SECTION B.

Only one question may be attempted from this Section.

3. Make a design for an all-over pattern based on the shapes given in Fig. 3. Your design is to consist of geometrical and free-drawn ornament. Complete one repeat, which may be in two colours and show main lines of adjacent repeats.

4. Within a circle of 7 inches diameter make a design to include an eight-pointed star interlacing with circles or arcs of circles and other straight lines. The design is to be strictly geometrical and one half completed in black-and-white. Construction lines to be shown.

Fig. 1.


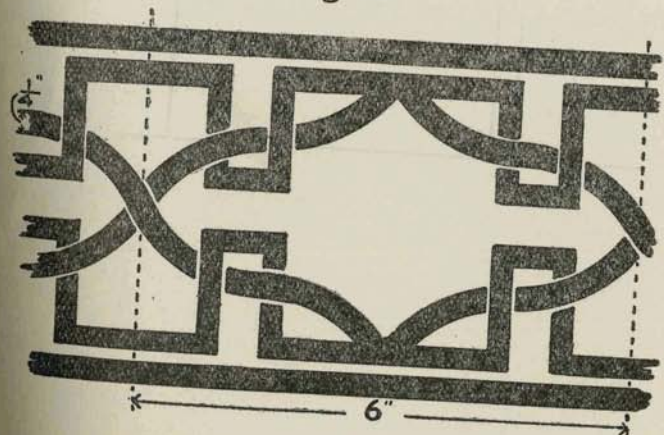


Fig. 2.



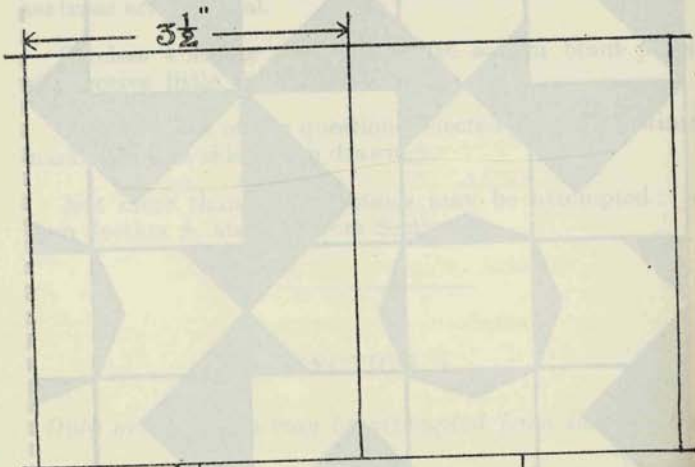


Fig. 3.

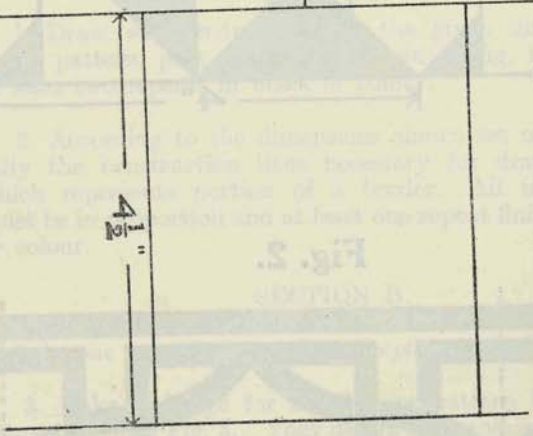


Fig. 1.

Fig. 2.